

RENOLD
SynoTM

The 'no more lube' range



Renold Syno™ Chain

Three solutions, one aim.

No more lube!

If it's an easy life you want, if lubrication causes you problems, then Renold has the answer! The Renold Syno range sets a new benchmark for chain performance with little or no lubrication. Covering both small and large pitch sizes, Renold has tailored its technology to suit your requirements with a range of three different products under the Renold Syno name.



Nickel-plated

Nickel-plated

For use in hygiene-sensitive applications or situations where contamination from lubricant is to be avoided, Renold Syno Nickel Plated chain displays all the characteristics you need from a chain. With a food industry-approved lubricant within the sintered bush, this chain will in almost all instances not need relubricating. The roller coating is also suitable for use in the food industry; a unique feature on any chain.

Available in boxed 10-foot lengths from 06B to 24B and ANSI 40 to ANSI 100, simplex and duplex with a standard pin diameter, this means that Renold Syno Nickel Plated chain is dimensionally interchangeable with standard roller chain and is even compatible with standard sprockets.

With the kind of excellent wear and fatigue resistance that you expect from a Renold chain, Syno Nickel Plated chain outlasts any competitor product promoted as low-lube or non-lube. Already tried and tested by major companies in the food sector and elsewhere, if you have to operate with minimal lubrication but can't compromise on performance, we can boost your productivity, cut your downtime and save you time and money.

- No lubrication normally required
- Outside of chain totally dry-to-the-touch
- Nickel-plated plates
- Food industry-approved lubricant within the sintered bush
- Unique food industry-approved roller coating
- Dimensionally interchangeable with standard chain
- ISO standard pin diameter, therefore standard attachments on outer links



Syno PC chain

Syno PC chain


Renold has added to its impressive Syno range of chain for applications where lubrication is either difficult or impractical. The latest element is the introduction of a poly-steel chain, Renold Syno PC chain, comprising a polymer inner link and stainless steel pins and outer plates. With no metal bush or roller there is no lubricant required to facilitate metal-on-metal movement. This opens up applications where the chain could even run submerged in water if required. This construction also means the chain is corrosion resistant, light weight and versatile. Attachments can be fitted to the outer plates if required.

- No lubrication required
- Can operate in wet conditions, even submerged
- Lightweight construction
- Attachments can be added

Polymer Bush

For more heavy-duty applications, the Renold Syno range takes on the serious business of wear and fatigue resistance through the addition of a polymer sleeve between the pin and bush. This highly durable and wear resistant polymer – specifically developed for Renold – removes metal-on-metal wear in this key area of the chain. Available in 28B – 40B and ANSI 120 to 200 and ideal for applications where it is not possible or not advisable to lubricate a chain, Renold Syno Polymer Bush chain can be considered for:

- Outdoor or wash down environments
- Car assembly plants or steel mills
- Environments where lubrication may contaminate products
- Forestry, saw mills or paper mills
- Environments where lubrication may cause contaminants to stick to the chain and possibly get into bearing areas, seizing up the chain
- Textile plants
- Mixers



Polymer Bush

With a corrosion resistant surface treatment adding to the variety of applications it can cope with, Renold Syno Polymer Bush chain is a truly versatile product.

- Sizes from 28B to 40B and from ANSI 120 to 200
- Revolutionary polymer bush
- Superior corrosion resistance surface treatment
- Ideal for outdoor environments
- Attachments available
- Polymer roller available on request

Renold Syno™ Chain

Ideal for all these applications



Food

For food processing environments, cleanliness is critical; the Renold Syno range is ideal for this. Think of the ways your application could benefit.

Bottling

Chain used in bottling applications benefits from corrosion resistance and lubrication considerations are key.

Packaging

Packaging must be transported without contamination, think "Syno" and your problems are solved.

Paper

The printing industry goes to great lengths to ensure their output is protected from grease and dirt. Choose Renold Syno for a clean environment.

Textile

No stain removal required when you specify Renold Syno chain for use in textile manufacturing environments.

Sawmills

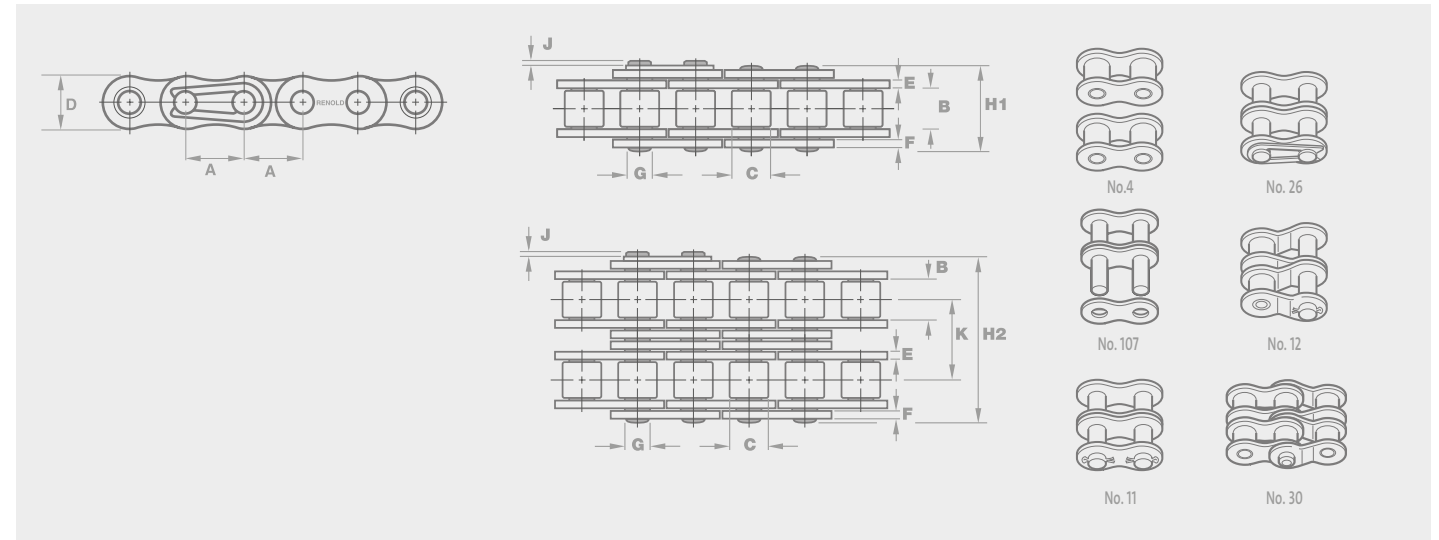
Heavy loads, dirt and grime are all to be expected in sawmills. Lubrication will attract this kind of debris causing a dramatically shortened working life. Syno Polymer Bush chain shows other chains the way!

Car assembly

Car assembly lines are an example of the need for no lubricant contamination to vehicle panels or interiors. Syno Polymer Bush chain is lubricant-free and can take the strain without the squeaking noise made by other chain brands.

Renold Syno™ Nickel Plated

European (BS) Standard / ISO 606 / ANSI Standard



Chain Ref.		Technical Details (mm)													Connecting Links		
Renold Chain No.	ISO Ref.	Pitch (inch)	Pitch (mm)	Inside Width	Roller Diam.	Plate Height	Plate Width Inner	Plate Width Outer	Pin Diam.	Pin Length	Conn. Link Extension	Transverse Pitch	ISO606 Tensile Strength (NEWTONS)	Weight			
					MIN	MAX	MAX	MAX	MAX	MAX	MAX	NOM	MIN	kg/m			

European (BS) Standard - Simplex

		A	A	B	C	D	E	F	G	H1	J	K					
06B1SN*	06B-1	0.375	9.525	5.72	6.35	8.20	1.29	1.04	3.28	12.5	1.1	-	8900	0.40	4	107	26 30
08B1SN	08B-1	0.500	12.700	7.75	8.51	11.70	1.81	1.55	4.45	17.0	2.0	-	17800	0.73	4	107	11 26 30
10B1SN	10B-1	0.625	15.875	9.65	10.16	14.60	2.04	1.55	5.08	19.6	1.4	-	22200	1.01	4	107	11 26 30
12B1SN	12B-1	0.750	19.050	11.68	12.07	16.00	2.42	1.81	5.72	23.6	2.5	-	28900	1.30	4	107	11 26 30
16B1SN	16B-1	1.000	25.400	17.02	15.88	20.20	3.76	3.06	8.27	35.0	3.0	-	60000	2.72	4	107	11 26 12 30
20B1SN	20B-1	1.250	31.750	19.56	19.05	25.30	4.46	4.16	10.17	41.4	2.1	-	95000	3.75	4	107	11 26 12 30
24B1SN	24B-1	1.500	38.100	25.40	25.40	33.40	6.08	4.88	14.63	52.6	5.1	-	160000	7.35	4	107	11 12 30

European (BS) Standard - Duplex

		A	A	B	C	D	E	F	G	H2	J	K					
06B2SN*	06B-2	0.375	9.525	5.72	6.35	8.20	1.29	1.04	3.28	23.0	1.1	10.24	16900	0.76	4	107	26 30
08B2SN	08B-2	0.500	12.700	7.75	8.51	11.70	1.81	1.55	4.45	30.9	2.0	13.92	31100	1.40	4	107	11 26 30
10B2SN	10B-2	0.625	15.875	9.65	10.16	14.60	2.04	1.55	5.08	36.2	1.4	16.59	44500	1.93	4	107	11 26 30
12B2SN	12B-2	0.750	19.050	11.68	12.07	16.00	2.42	1.81	5.72	43.1	2.5	19.46	57800	2.47	4	107	11 26 30
16B2SN	16B-2	1.000	25.400	17.02	15.88	20.20	3.76	3.06	8.27	66.8	3.0	31.88	106000	5.40	4	107	11 26 12 30
20B2SN	20B-2	1.250	31.750	19.56	19.05	25.30	4.46	4.16	10.17	77.8	2.1	36.45	170000	7.06	4	107	11 26 12 30
24B2SN	24B-2	1.500	38.100	25.40	25.40	33.40	6.08	4.88	14.63	101.0	5.0	48.36	280000	14.70	4	107	11 12 30

ANSI Standard - Simplex

		A	A	B	C	D	E	F	G	H1	J	K					
40A1SN	40-1	0.500	12.700	7.85	7.92	11.70	1.76	1.55	3.97	16.9	2.0	-	13900	0.67	4	107	11 26 30
50A1SN	50-1	0.625	15.875	9.40	10.16	14.60	2.42	2.04	5.08	21.1	2.5	-	21800	1.12	4	107	11 26 30
60A1SN	60-1	0.750	19.050	12.57	11.91	17.50	3.23	2.45	5.95	27.0	2.5	-	31300	1.73	4	107	11 26 30
80A1SN	80-1	1.000	25.400	15.75	15.88	23.00	4.06	3.06	7.92	33.7	3.1	-	55600	2.90	4	107	11 26 12 30
100A1SN	100-1	1.250	31.750	18.90	19.05	25.30	4.46	4.16	9.53	40.6	3.5	-	87000	3.61	4	107	11 12 30

ANSI Standard - Duplex

		A	A	B	C	D	E	F	G	H2	J	K					
40A2SN	40-2	0.500	12.700	7.85	7.92	11.70	1.76	1.55	3.97	31.3	2.0	14.38	27800	1.30	4	107	11 26 30
50A2SN	50-2	0.625	15.875	9.40	10.16	14.60	2.42	2.04	5.08	39.2	2.5	18.11	43600	2.11	4	107	11 26 30
60A2SN	60-2	0.750	19.050	12.57	11.91	17.50	3.23	2.45	5.95	49.8	2.5	22.78	62600	3.46	4	107	11 26 30
80A2SN	80-2	1.000	25.400	15.75	15.88	23.00	4.06	3.06	7.92	63.0	3.1	29.29	111200	5.60	4	107	11 26 12 30
100A2SN	100-2	1.250	31.750	18.90	19.05	25.30	4.46	4.16	9.53	76.4	3.5	35.76	174000	6.95	4	107	11 12 30

* Straight side plates

Renold Chain products that are dimensionally in line with the ISO standard far exceed the stated ISO minimum tensile strength requirements. However Renold does not consider breaking load to be a key indicator of performance because it ignores the principal factors of wear and fatigue. In these areas, Renold products are designed to produce the best possible results and independent testing proves this. In this catalogue, where the ISO breaking load is quoted, it should be noted that we are stating that the Renold product conforms to the ISO minimum standard. Independent test results show that the minimum (many companies quote averages) breaking loads are far in excess of the ISO minimum. Where the quoted breaking load is not described as being the ISO minimum, the product has no relevant ISO standard. In this case, the breaking loads quoted are the minimum guaranteed. Triplex versions are available on request.

Renold Syno™

Nickel Plated (BS) Attachments

Chain Ref.		Technical Details (mm)							
ISO No.	Pitch (inch)	Pitch (mm)							MAX

BS Standard M1 attachments (outer plates only)

	A	A	E	F	D	E	F	G	W
06B-1	0.375	9.525	1.290	1.040	3.500	14.500	10.100	4.000	8.000
08B-1	0.500	12.700	1.810	1.550	4.500	20.800	13.000	5.800	11.000
10B-1	0.625	15.875	2.040	1.550	5.500	24.900	16.500	6.800	14.000
12B-1	0.750	19.050	2.420	1.810	6.800	28.200	21.000	8.100	18.000
16B-1	1.000	25.400	3.760	3.060	6.800	39.700	23.000	10.000	24.000

Chain Ref.		Technical Details (mm)							
ISO No.	Pitch (inch)	Pitch (mm)							MAX

BS Standard M2 attachments (outer plates only)

	A	A	E	F	S	D	E	F	G	W
06B-1	0.375	9.525	1.290	1.040	9.500	3.500	14.500	10.100	4.000	17.600
08B-1	0.500	12.700	1.810	1.550	12.700	4.500	20.800	13.000	5.800	24.400
10B-1	0.625	15.875	2.040	1.550	15.800	5.500	24.900	16.500	6.800	29.900
12B-1	0.750	19.050	2.420	1.810	19.000	6.800	28.200	21.000	8.100	35.400
16B-1	1.000	25.400	3.760	3.060	25.400	6.800	39.700	23.000	10.000	46.200

Chain Ref.		Technical Details (mm)							
ISO No.	Pitch (inch)	Pitch (mm)							MAX

BS Standard K1 attachments (outer plates only)

	A	A	E	F	T	U	D	G	H	W
06B-1	0.375	9.525	1.290	1.040	19.600	28.600	3.500	4.000	6.700	8.000
08B-1	0.500	12.700	1.810	1.550	25.900	42.000	4.500	5.800	8.900	11.000
10B-1	0.625	15.875	2.040	1.550	32.700	49.900	5.500	6.800	10.300	14.000
12B-1	0.750	19.050	2.420	1.810	39.800	54.400	6.800	8.100	13.500	18.000
16B-1	1.000	25.400	3.760	3.060	50.800	85.600	6.800	10.000	15.900	24.000

Chain Ref.		Technical Details (mm)							
ISO No.	Pitch (inch)	Pitch (mm)							MAX

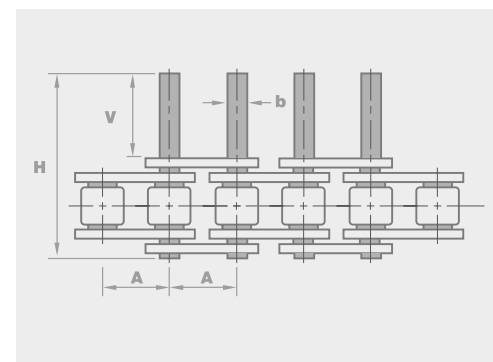
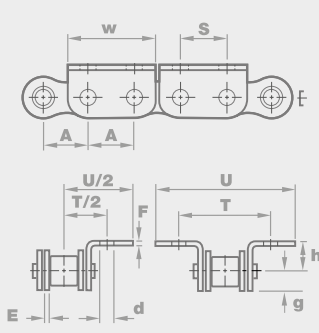
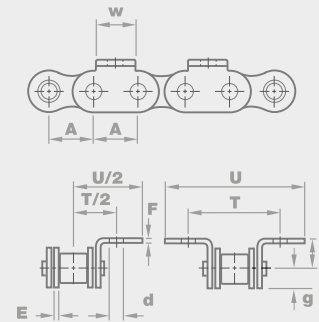
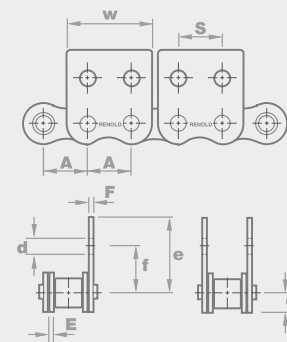
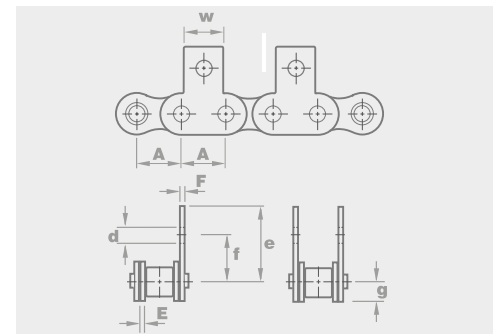
BS Standard K2 attachments (outer plates only)

	A	A	E	F	S	T	U	D	G	H	W
06B-1	0.375	9.525	1.290	1.040	9.500	19.600	28.600	3.500	4.000	6.700	17.600
08B-1	0.500	12.700	1.810	1.550	12.700	25.900	42.000	4.500	5.800	8.900	24.400
10B-1	0.625	15.875	2.040	1.550	15.800	32.700	49.900	5.500	6.800	10.300	29.900
12B-1	0.750	19.050	2.420	1.810	19.000	39.800	54.400	6.800	8.100	13.500	35.400
16B-1	1.000	25.400	3.760	3.060	25.400	50.800	85.600	6.800	10.000	15.900	46.200

Chain Ref.		Technical Details (mm)				
ISO No.	Pitch (inch)	Pitch (mm)				

BS Standard Extended Bearing Pins - Type D plates only

	A	A	E	F	S
06B-1	0.375	9.525	1.290	1.040	9.500
08B-1	0.500	12.700	1.810	1.550	12.700
10B-1	0.625	15.875	2.040	1.550	15.800
12B-1	0.750	19.050	2.420	1.810	19.000
16B-1	1.000	25.400	3.760	3.060	25.400



Renold Syno™

Nickel Plated (ANSI) Attachments

Chain Ref.		Technical Details (mm)							
ANSI No.	Pitch (inch)	Pitch (mm)							MAX

ANSI Standard M1 attachments (outer plates only)

	A	A	E	F	d	e	f	g	w
40	0.500	12.700	1.810	1.550	3.500	17.500	12.700	5.500	9.500
50	0.625	15.875	2.420	2.040	4.500	24.600	15.900	7.150	12.700
60	0.750	19.050	3.230	2.450	5.500	26.000	18.300	8.600	15.900
80	1.000	25.400	4.060	3.060	6.800	39.700	24.600	10.250	24.000

Chain Ref.		Technical Details (mm)							
ANSI No.	Pitch (inch)	Pitch (mm)							MAX

ANSI Standard M2 attachments (outer plates only)

	A	A	E	F	S	d	e	f	g	w
40	0.500	12.700	1.810	1.550	12.700	3.500	17.500	12.700	5.500	24.000
50	0.625	15.875	2.420	2.040	15.800	4.500	24.600	15.900	7.150	29.900
60	0.750	19.050	3.230	2.450	19.000	5.500	26.000	18.300	8.600	35.600
80	1.000	25.400	4.060	3.060	25.400	6.800	39.700	24.600	10.250	46.200

Chain Ref.		Technical Details (mm)							
ANSI No.	Pitch (inch)	Pitch (mm)							MAX

Renold Standard K1 attachments (outer plates only)

	A	A	E	F	T	U	d	g	h	w
40	0.500	12.700	1.810	1.550	26.000	36.400	3.500	5.500	7.900	9.500
50	0.625	15.875	2.420	2.040	32.800	50.800	4.500	7.150	10.300	12.700
60	0.750	19.050	3.230	2.450	39.800	59.700	5.500	8.600	11.900	15.900
80	1.000	25.400	4.060	3.060	52.500	84.300	6.800	10.250	15.900	24.000

Chain Ref.		Technical Details (mm)							
ANSI No.	Pitch (inch)	Pitch (mm)							MAX

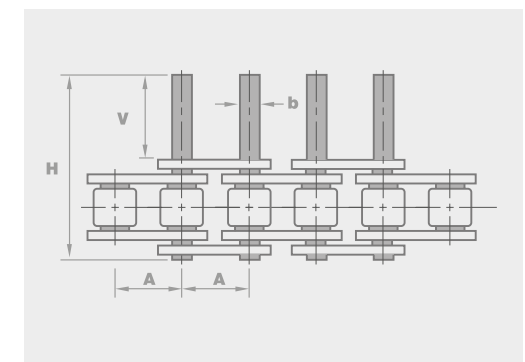
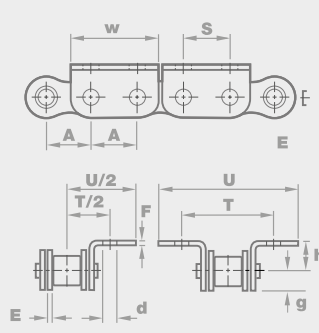
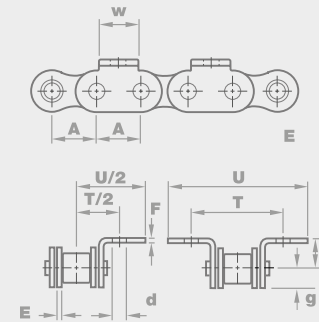
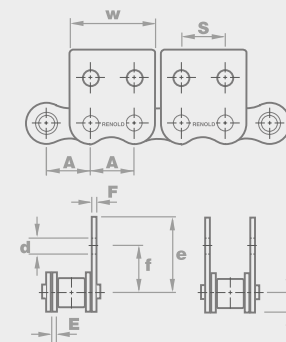
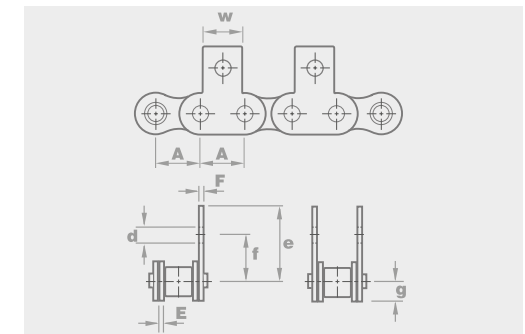
Renold Standard K2 attachments (outer plates only)

	A	A	E	F	S	T	U	d	g	h	w
40	0.500	12.700	1.810	1.550	12.700	26.000	36.400	3.500	5.500	7.900	24.000
50	0.625	15.875	2.420	2.040	15.800	32.800	50.800	4.500	7.150	10.300	29.900
60	0.750	19.050	3.230	2.450	19.000	39.800	59.700	5.500	8.600	11.900	35.600
80	1.000	25.400	4.060	3.060	25.400	52.500	84.300	6.800	10.250	15.900	46.200

Chain Ref.		Technical Details (mm)				
ANSI No.	Pitch (inch)	Pitch (mm)	Pin Diameter	Extension Length Max.	Pin Length Max.	

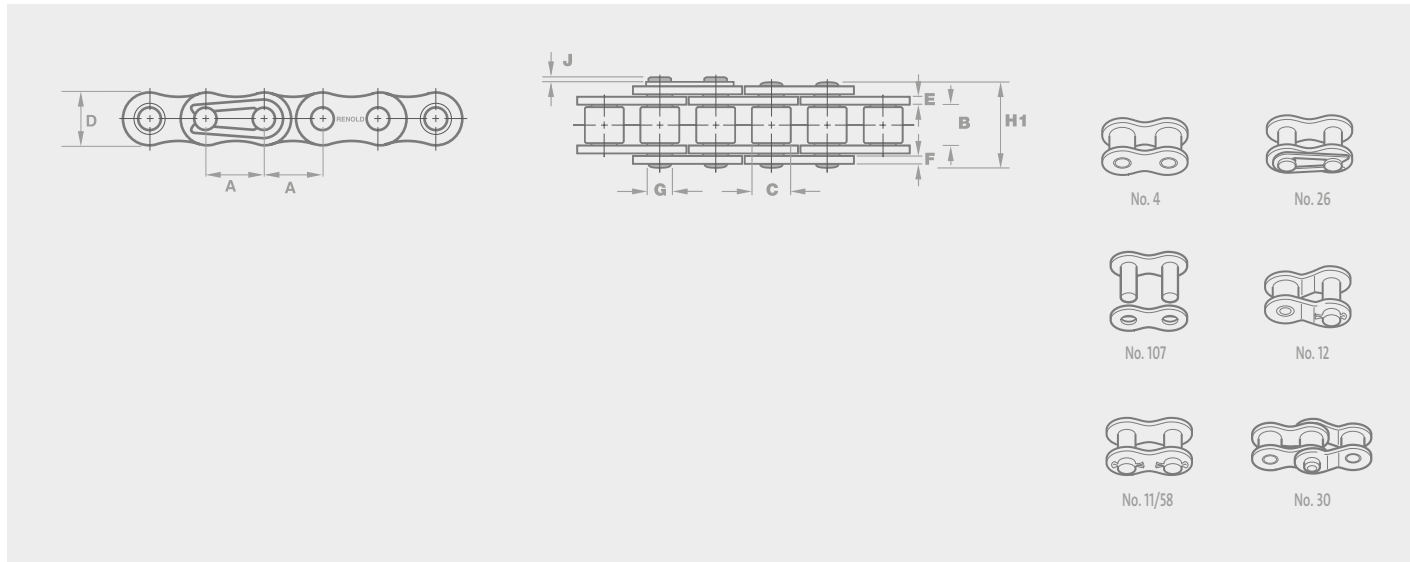
Renold Standard Extended Bearing Pins - Type D

	A	A	B	V	H
40	0.500	12.700	3.970	15.200	31.300
50	0.625	15.875	5.080	19.000	39.200
60	0.750	19.050	5.950	24.000	49.800
80	0.750	19.050	7.920	30.800	63.000



Renold Syno™ PC

European (BS) Standard / ISO 606 / ANSI Standard



Chain Ref.		Technical Details (mm)													Connecting Links	
Renold Chain No.	ISO Ref.	Pitch (inch)	Pitch (mm)	Inside Width	Roller Diam.	Plate Height	Plate Width Inner	Plate Width Outer	Pin Diam.	Pin Length	Conn. Link Extension	Transverse Pitch	ISO606 Tensile Strength (NEWTONS)	Weight kg/m		
				MIN	MAX	MAX	MAX	MAX	MAX	MAX	MAX	NOM	MIN			

European (BS) Standard - Simplex

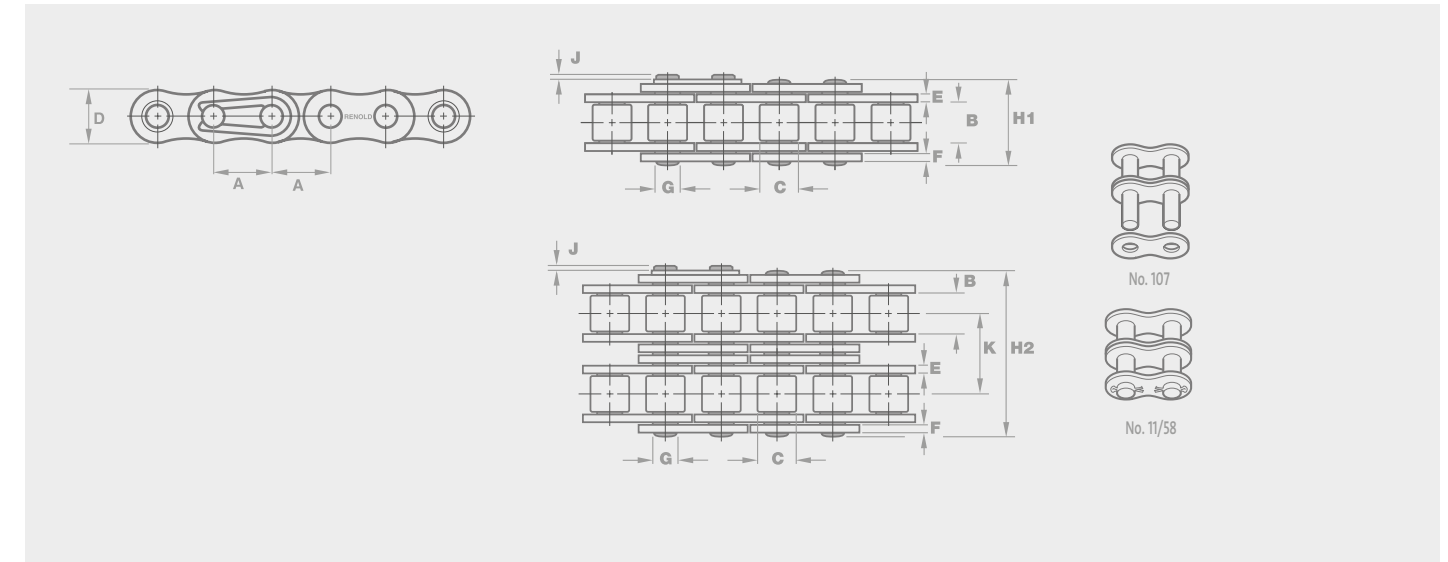
		A	A	B	C	D	E	F	G	H1	J	K				
1215359	06B-1	0.375	9.525	5.72	6.35	8.20	1.30	1.04	3.28	12.5	-	-	800	0.22	4	107 26 12
1215360	08B-1	0.500	12.700	7.75	8.51	11.50	1.80	1.55	4.45	16.5	-	-	1600	0.38	4	107 11 26

ANSI sizes available on request

Renold Chain products that are dimensionally in line with the ISO standard far exceed the stated ISO minimum tensile strength requirements. However Renold does not consider breaking load to be a key indicator of performance because it ignores the principal factors of wear and fatigue. In these areas, Renold products are designed to produce the best possible results and independent testing proves this. In this catalogue, where the ISO breaking load is quoted, it should be noted that we are stating that the Renold product conforms to the ISO minimum standard. Independent test results show that the minimum (many companies quote averages) breaking loads are far in excess of the ISO minimum. Where the quoted breaking load is not described as being the ISO minimum, the product has no relevant ISO standard. In this case, the breaking loads quoted are the minimum guaranteed. Triplex versions are available on request.

Renold Syno™ Polymer Bush

European (BS) Standard / ISO 606 / ANSI Standard



Chain Ref.		Technical Details (mm)													Connecting Links	
Renold Chain No.	ISO Ref.	Pitch (inch)	Pitch (mm)	Inside Width	Roller Diam.	Plate Height	Plate Width Inner	Plate Width Outer	Pin Diam.	Pin Length	Conn. Link Extension	Transverse Pitch	ISO606 Tensile Strength (NEWTONS)	Weight kg/m		
				MIN	MIN	MAX	MAX	MAX	MAX	MAX	MAX	NOM	MIN			

European (BS) Standard - Simplex

		A	A	B	C	D	E	F	G	H1	J	K				
28B1SP	28B-1	1.75	44.45	30.99	27.94	37.08	7.62	6.35	12.71	64.2	6.8	-	200000	8.1	107	11
32B1SP	32B-1	2.00	50.80	30.99	29.21	42.29	7.11	6.35	14.29	63.4	8.0	-	250000	10.1	107	11
40B1SP	40B-1	2.50	63.50	39.30	39.37	52.96	8.13	8.13	19.85	78.2	9.5	-	355000	14.3	107	11

European (BS) Standard - Duplex

		A	A	B	C	D	E	F	G	H2	J	K				
28B2SP	28B-2	1.75	44.45	30.99	27.94	37.08	7.62	6.35	12.71	123.7	6.8	59.56	360000	15.9	107	11
32B2SP	32B-2	2.00	50.80	30.99	29.21	42.29	7.11	6.35	14.29	122.0	8.0	58.55	450000	17.1	107	11
40B2SP	40B-2	2.50	63.50	39.30	39.37	52.96	8.13	8.13	19.85	150.5	9.5	72.29	694000	27.1	107	11

Chain Ref.		Technical Details (mm)													Connecting Links	
Renold Chain No.	ANSI Ref.	Pitch (inch)	Pitch (mm)	Inside Width	Roller Diam.	Plate Height	Plate Width Inner	Plate Width Outer	Pin Diam.	Pin Length	Conn. Link Extension	Transverse Pitch	ISO606 Tensile Strength (NEWTONS)	Weight kg/m		
				MIN	MIN	MAX	MAX	MAX	MAX	MAX	MAX	NOM	MIN			

ANSI Standard - Simplex

		A	A	B	C	D	E	F	G	H1	J	K				
120A1SP	120-1	1.50	38.10	25.50	22.23	36.20	4.80	4.80	11.11	49.3	5.3	-	125000	5.2	107	11 58
140A1SP	140-1	1.75	44.45	25.73	25.40	42.23	5.61	5.61	12.71	52.9	5.2	-	170000	6.8	107	11
160A1SP	160-1	2.00	50.80	31.55	28.58	48.26	6.35	6.35	14.29	63.1	6.5	-	223000	8.9	107	11 58
200A1SP	200-1	2.50	63.50	38.00	39.67	60.33	8.13	8.13	19.85	76.9	9.0	-	347000	14.6	107	11 58

ANSI Standard - Duplex

		A	A	B	C	D	E	F	G	H2	J	K				
120A2SP	120-2	1.50	38.10	25.23	22.23	36.20	4.80	4.80	11.11	94.7	5.3	45.44	250000	10.3	107	11 58
140A2SP	140-2	1.75	44.45	25.23	25.40	42.23	5.61	5.61	12.71	101.8	5.2	48.87	340000	13.9	107	11 58
160A2SP	160-2	2.00	50.80	31.55	28.58	48.26	6.35	6.35	14.29	121.6	6.5	58.55	446000	17.6	107	11 58
200A2SP	200-2	2.50	63.50	37.85	39.67	60.33	8.13	8.13	19.85	148.5	9.0	71.55	694000	28.9	107	11 58

Renold Chain products that are dimensionally in line with the ISO standard far exceed the stated ISO minimum tensile strength requirements. However Renold does not consider breaking load to be a key indicator of performance because it ignores the principal factors of wear and fatigue. In these areas, Renold products are designed to produce the best possible results and independent testing proves this. In this catalogue, where the ISO breaking load is quoted, it should be noted that we are stating that the Renold product conforms to the ISO minimum standard. Independent test results show that the minimum (many companies quote averages) breaking loads are far in excess of the ISO minimum. Where the quoted breaking load is not described as being the ISO minimum, the product has no relevant ISO standard. In this case, the breaking loads quoted are the minimum guaranteed.

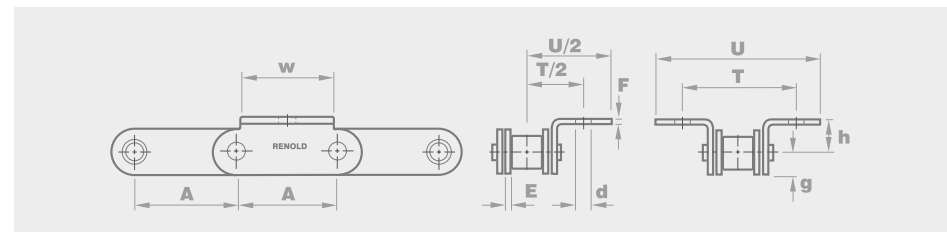
Renold Syno™ Double Pitch Chain

Chain Ref.		Technical Details (mm)											Connecting Links			
Renold Chain No.	ISO Ref.	Pitch (inch)	Pitch (mm)	Inside Width	Roller Diam.	Plate Height	Plate Width Inner	Plate Width Outer	Pin Diam.	Pin Length	Conn. Link Extension	Transverse Pitch	ISO606 Tensile Strength (NEWTONS)	Weight kg/m		
				MIN	MAX	MAX	MAX	MAX	MAX	MAX	MAX	NOM	MIN			

Double Pitch Chain - Simplex

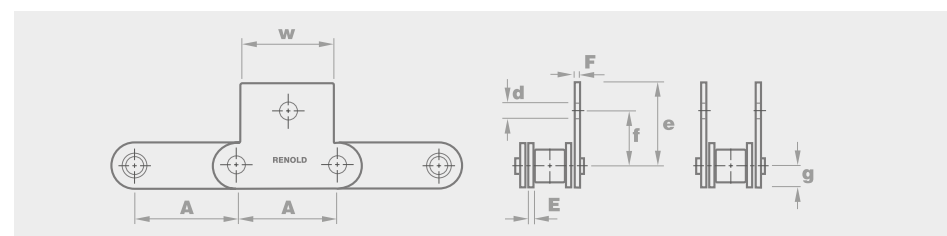
		A	A	B	C	D	E	F	G	H1	J	K					
C2040SN	C2040	1.000	25.400	7.850	7.920	11.800	1.550	1.550	3.970	16.400	1.900	-	14100	0.490	4	107	11 26 12 30
C2050SN	C2050	1.250	31.750	9.400	10.160	15.000	2.040	2.040	5.080	20.400	2.500	-	22200	0.840	4	107	11 26 12 30
C2060SN	C2060	1.500	38.100	12.570	11.910	17.800	3.230	3.230	5.950	28.600	2.500	-	31800	1.500	4	107	11 26 12 30
C2080SN	C2080	2.000	50.800	15.750	15.880	22.600	4.050	4.050	7.930	35.800	3.100	-	56700	2.400	4	107	11 12 30

Renold Syno™ ANSI Attachments



ANSI Double Pitch K1 attachments

		A	A	E	F	T	U	d	g	h	w
113040	C2040	1.000	25.400	1.550	1.550	25.400	40.600	3.500	5.750	9.100	23.800
113050	C2050	1.250	31.750	2.040	2.040	31.800	48.900	5.500	7.400	11.100	25.400
113560	C2060	1.500	38.100	3.230	3.230	42.800	61.600	5.500	8.800	14.700	28.600
113480	C2080	2.000	50.800	4.050	4.050	50.600	80.000	6.800	10.300	19.100	40.000



ANSI Double Pitch M1 attachments

		A	A	E	F	d	e	f	g	w
113040	C2040	1.000	25.400	1.550	1.550	3.500	20.900	11.100	5.750	23.800
113050	C2050	1.250	31.750	2.040	2.040	5.500	24.900	14.300	7.400	25.400
113560	C2060	1.500	38.100	3.230	3.230	5.500	30.200	19.000	8.800	28.600
113480	C2080	2.000	50.800	4.050	4.050	6.800	40.000	22.200	10.300	40.000

The best range of standard and solution products available anywhere



RENOLD Synergy

- High performance
- Superior wear life
- Outstanding fatigue resistance



RENOLD Sovereign

- Abrasion resistance chain
- Ideal for dusty, gritty applications
- Reduced pin wear
- Extended life



RENOLD Syno™

- Maintenance free
- Self-lubricating chain
- Food industry-approved lubricant



RENOLD Stainless Steel

- Corrosion resistant
- Designed for acidic/alkaline conditions
- Ideal for wet environments
- Food processing applications



RENOLD

- Best premium chain
- Leading performance
- Solid bush / solid roller / end softened pin



RENOLD Hydro Service

- Superior corrosion resistant coating
- Alternative choice to stainless steel chain
- Will not chip or peel
- Hexavalent chrome-free



RENOLD A&S

- All purpose chain
- Affordable reliability
- Wide waist plate / wedge rivet



RENOLD SD

- Economy chain
- Dependable performance for a standard duty chain
- Split bush / solid roller / wedge rivet

For more information
or to contact your
local sales team,
go to **www.renold.com**

Whilst all reasonable care is taken in compiling
the information contained in this brochure, no
responsibility is accepted for printing errors.
All information contained in this brochure is
subject to change after the date of publication.

© Renold Power Transmission 2023.

Ref: REN60 / ENG / 04.12

